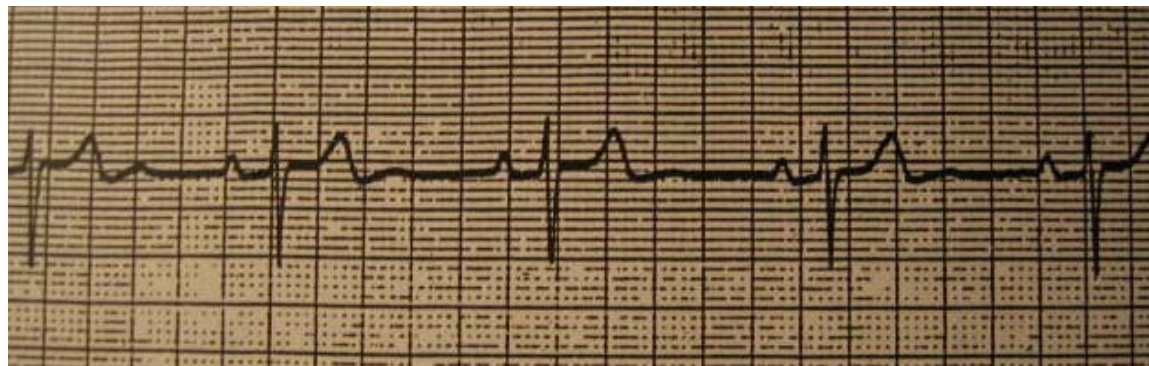


## Electrocardiograms Made Easy! – Part I. Basic EKG Interpretations Working Examples

### Example 1.

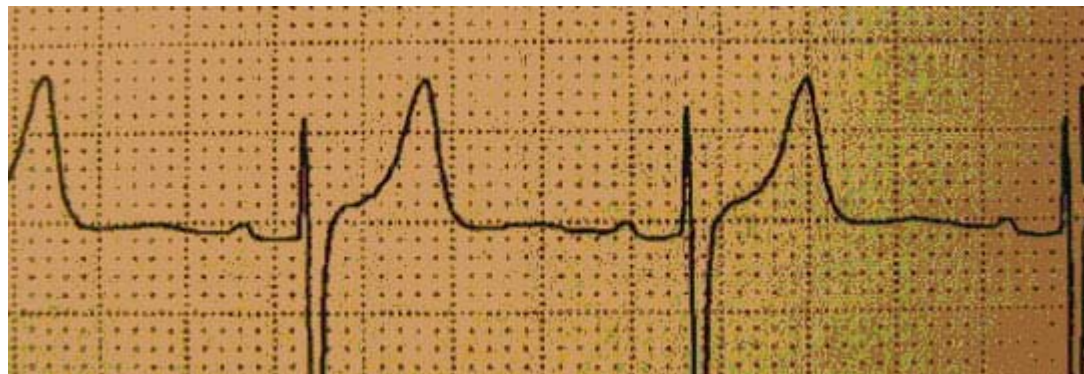


Rate: \_\_\_\_\_ Regular or Irregular: \_\_\_\_\_ P present: Y or N

PR Fixed or varied \_\_\_\_\_ QRS Narrow or wide: \_\_\_\_\_

What is the rhythm? \_\_\_\_\_

### Example 2.



Rate: \_\_\_\_\_ Regular or Irregular: \_\_\_\_\_ P present: Y or N

PR Fixed or varied \_\_\_\_\_ QRS Narrow or wide: \_\_\_\_\_

What is the rhythm? \_\_\_\_\_

**Example 3.**

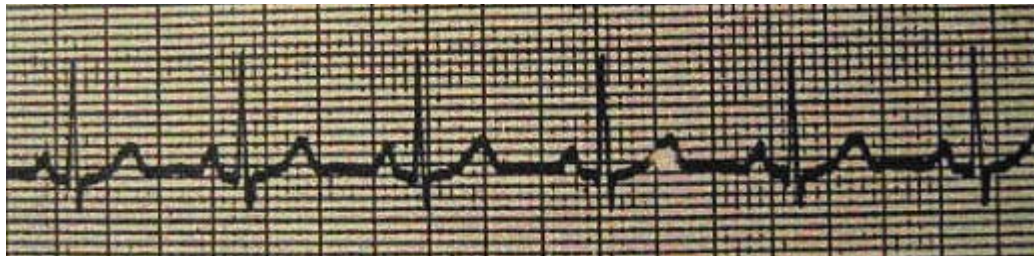


Rate: \_\_\_\_\_ Regular or Irregular: \_\_\_\_\_ P present: Y or N

PR Fixed or varied \_\_\_\_\_ QRS Narrow or wide: \_\_\_\_\_

What is the rhythm? \_\_\_\_\_

**Example 4.**

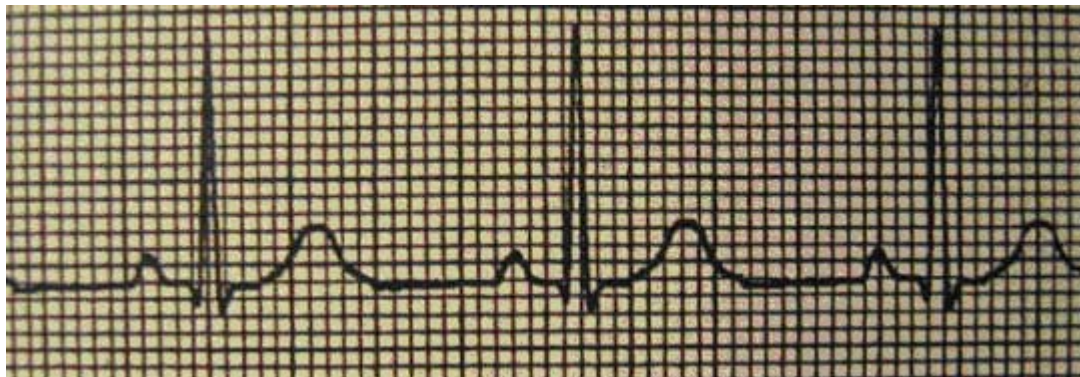


Rate: \_\_\_\_\_ Regular or Irregular: \_\_\_\_\_ P present: Y or N

PR Fixed or varied \_\_\_\_\_ QRS Narrow or wide: \_\_\_\_\_

What is the rhythm? \_\_\_\_\_

**Example 5.**



Rate: \_\_\_\_\_ Regular or Irregular: \_\_\_\_\_ P present: Y or N

PR Fixed or varied \_\_\_\_\_ QRS Narrow or wide: \_\_\_\_\_

What is the rhythm? \_\_\_\_\_